






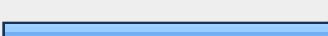
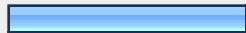












NEDIV National Licensed Driver Survey, w/o Regional Now & Future




1. How many years have you held a National license?			
		Response Percent	Response Count
0-3		17.1%	49
4-6		20.6%	59
7-9		13.2%	38
<b>10 or more</b>		<b>49.1%</b>	<b>141</b>
<i>answered question</i>			<b>287</b>
<i>skipped question</i>			<b>0</b>





2. Based on the level of racing you regularly attend, which best describes you?			
		Response Percent	Response Count
Regional racer now and in the future		0.0%	0
Regional racer planning to move to National racing in the next year or 2		13.2%	38
National racer now and in the future		34.5%	99
National racer planning to move to Regional racing in the next year or 2		2.4%	7
<b>Attend both National and Regional races with no specific focus on either.</b>		<b>49.8%</b>	<b>143</b>
<i>answered question</i>			<b>287</b>
<i>skipped question</i>			<b>0</b>






3. How many REGIONAL races do you attend in a typical year?			
		Response Percent	Response Count
2 or less		36.2%	100
3-4		28.6%	79
5-6		19.2%	53
7 or more		15.9%	44
		<i>answered question</i>	276
		<i>skipped question</i>	11





4. How many NATIONAL races do you attend in an average season?			
		Response Percent	Response Count
Zero		10.1%	29
1		17.1%	49
2		23.8%	68
3 or more		49.0%	140
		<i>answered question</i>	286
		<i>skipped question</i>	1

5. How many races (Regional & National) do you plan to attend in 2010 compared to 2009?			
		Response Percent	Response Count
Same		51.1%	144
Fewer		19.1%	54
More		29.8%	84
		<i>answered question</i>	282
		<i>skipped question</i>	5

6. Do you attend the event sponsored after race food & drink gatherings?			
		Response Percent	Response Count
Most of the time		37.4%	107
<b>Some of the time</b>		<b>39.9%</b>	<b>114</b>
Virtually never		22.7%	65
		<i>answered question</i>	<b>286</b>
		<i>skipped question</i>	<b>1</b>

7. Are trophies important for National Races?			
		Response Percent	Response Count
No		19.8%	56
Yes, first place only		5.7%	16
Yes, first and second		2.5%	7
<b>Yes, top three positions</b>		<b>72.1%</b>	<b>204</b>
		<i>answered question</i>	<b>283</b>
		<i>skipped question</i>	<b>4</b>










8. What type(s) of trophies are preferred? (pick any number)			
		Response Percent	Response Count
Traditional stand-up		42.5%	114
<b>Plaques</b>		<b>46.6%</b>	<b>125</b>
Photo		36.2%	97
Checkered flag		42.9%	115
"Kill Stickers"		21.6%	58
		<i>answered question</i>	<b>268</b>
		<i>skipped question</i>	<b>19</b>

9. For those who consider themselves National racers, what percentage of your recent National Racing seasons included attending the Runoffs?			
		Response Percent	Response Count
<b>Never</b>		<b>45.1%</b>	<b>110</b>
Less than 33%		29.5%	72
33% - 67%		9.8%	24
More than 67%		15.6%	38
		<i>answered question</i>	<b>244</b>
		<i>skipped question</i>	<b>43</b>




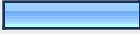

10. With Divisional Points no longer a factor in qualifications to attend the 2010 Runoffs, will it affect the number of National races you attend in the 2010?			
		Response Percent	Response Count
Decrease by 2 or more		10.0%	27
Decrease by 1		6.3%	17
<b>No change</b>		<b>79.7%</b>	<b>216</b>
Increase by 1		1.1%	3
Increase by 2 or more		3.0%	8
		<b>answered question</b>	<b>271</b>
		<b>skipped question</b>	<b>16</b>

11. Is having a Northeast Divisional Championship important to you?			
		Response Percent	Response Count
Yes, now more than ever		8.9%	25
<b>Yes it is important</b>		<b>45.4%</b>	<b>128</b>
It is becoming less important		14.5%	41
Not important at all		23.4%	66
Only important for Runoffs tow money		7.8%	22
		<b>answered question</b>	<b>282</b>
		<b>skipped question</b>	<b>5</b>

12. Pick the NEDIV track(s) that you would include as part of YOUR typical National race schedule. (Consider these to all be single events, no doubles)

		Response Percent	Response Count
Beaverun		29.4%	82
Lime Rock Park		57.0%	159
Mosport		20.4%	57
Nelson Ledges		21.9%	61
NJ Motorsports Park		62.0%	173
NH Motor Speedway		36.9%	103
Pocono		46.2%	129
Summit Point		47.7%	133
<b>Watkins Glen</b>		<b>85.3%</b>	<b>238</b>
		<i>answered question</i>	<b>279</b>
		<i>skipped question</i>	<b>8</b>

13. If NEDIV held 3 or 4 double National races, how would this effect the number of National race weekends (weekends, not races) you would likely attend?

		Response Percent	Response Count
Decrease by 2 or more		8.8%	25
Decrease by 1		13.8%	39
<b>No change</b>		<b>38.9%</b>	<b>110</b>
Increase by 1		20.8%	59
Increase by 2 or more		17.7%	50
		<i>answered question</i>	<b>283</b>
		<i>skipped question</i>	<b>4</b>




14. If NEDIV held only 1 or 2 double National races, how would this effect the number of National race weekends (again weekends not races) you would likely attend?

		Response Percent	Response Count
Decrease by 2		3.6%	10
Decrease by 1		14.3%	40
<b>No change</b>		<b>60.0%</b>	<b>168</b>
Increase by 1		13.9%	39
Increase by 2		8.2%	23
		<i>answered question</i>	<b>280</b>
		<i>skipped question</i>	<b>7</b>

15. If there were up to 4 double Nationals spread throughout the Northeast Division, what if any tracks would you likely not go to even if it were a Double National?

		Response Percent	Response Count
Beaverun		39.6%	108
Lime Rock Park		33.0%	90
Mosport		48.7%	133
<b>Nelson Ledges</b>		<b>54.2%</b>	<b>148</b>
NJ Motorsports Park		19.4%	53
NH Motor Speedway		50.5%	138
Pocono		34.1%	93
Summit Point		29.7%	81
Watkins Glen		15.8%	43
		<i>answered question</i>	<b>273</b>
		<i>skipped question</i>	<b>14</b>

16. Would you like to see Double Nationals scheduled over 2 days rather than the traditional 3 days by reducing the time allocated for practice/qualifying? (race length/time would remain the same as it is now) This would require a change to the GCR.

		Response Percent	Response Count
Yes		39.8%	113
No		45.4%	129
No opinion		14.8%	42
		<i>answered question</i>	<b>284</b>
		<i>skipped question</i>	<b>3</b>

17. Please add any additional comments.

		Response Count
		104
		<i>answered question</i>
		<b>104</b>
		<i>skipped question</i>
		<b>183</b>